

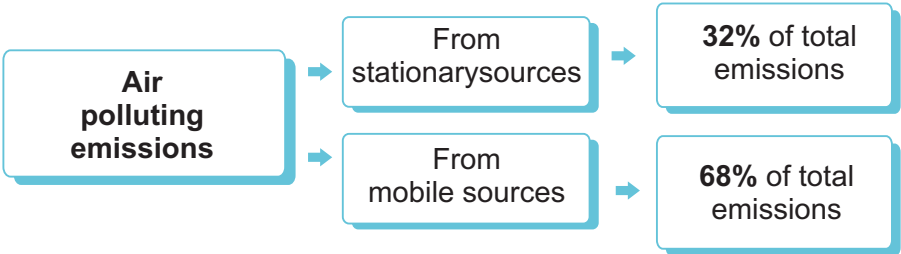
# AMBIENT AIR

*A man is so open for nothing but air.*

Elias Kanetti (writer, playwright, winner of the Nobel Prize in Literature, 1905-1994)

Ambient air is an indispensable part of human, animal and plant habitats.

In the process of economic activity people pollute ambient air, which leads to the concentrations of harmful (polluting) substances exceeding the air quality standards determined by the state.



The biggest amounts of polluting substances are emitted by stationary sources in industry (62%), agriculture (29%), and transport (6%).

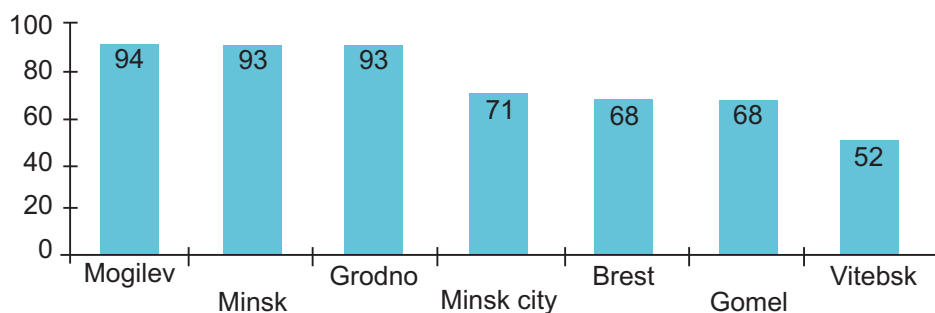
**Stationary sources of emission** are sources of emission that cannot be displaced (power plants, boiler plants, fixed technological units).

**AIR POLLUTING EMISSIONS FROM STATIONARY SOURCES**  
(thousand tonnes)

	2000	2005	2010	2011	2012	2013
Belarus	388.3	403.7	377.1	371.1	433.2	445.3
Region:						
Brest	34.3	31.2	28.6	27.1	34.8	39.2
Vitebsk	107.2	105.0	94.4	92.2	110.4	105.8
Gomel	78.4	97.6	82.9	85.4	95.4	102.7
Grodno	32.4	36.6	44.7	43.9	48.3	53.2
Minsk city	34.2	38.7	30.9	25.7	26.6	25.1
Minsk	57.3	53.5	51.1	51.9	69.2	71.0
Mogilev	44.5	41.1	44.5	44.8	48.4	48.2

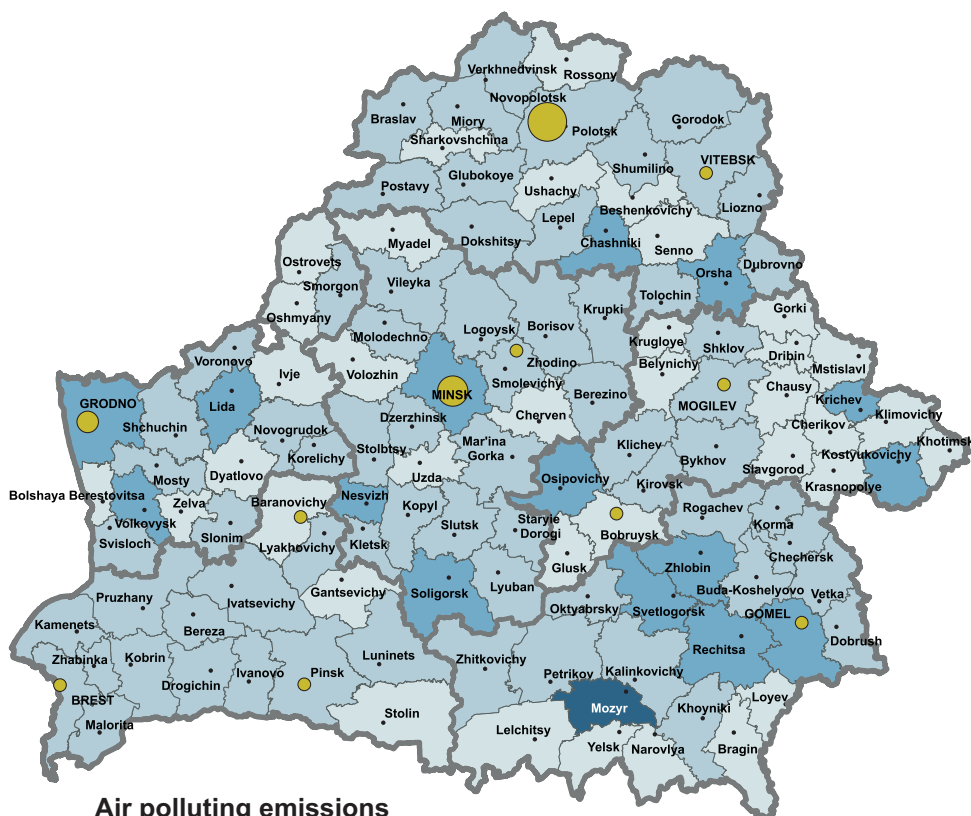
## SHARE OF CAPTURED AND TREATED POLLUTING SUBSTANCES FROM STATIONARY SOURCES in 2013

(by region; percent)



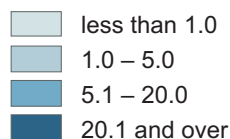
## AIR POLLUTING EMISSIONS FROM STATIONARY SOURCES in 2013

(thousand tonnes)

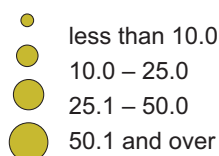


**Air polluting emissions  
from stationary sources, thousand tonnes:**

**Districts**



**Minsk city, cities of regional subordination**

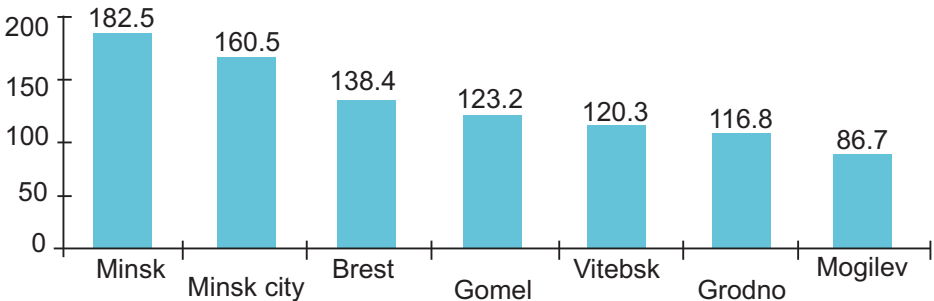


**Mobile sources of emission** are transport vehicles fitted with engines, the operation of which results in a discharge of pollutants into the ambient air (cars, trains, planes, motor ships).

### AIR POLLUTING EMISSIONS FROM MOBILE SOURCES (thousand tonnes)

	2000	2005	2010	2011	2012	2013
Belarus	952.8	1 013.9	942.2	944.4	955.8	928.4
Region:						
Brest	151.9	160.5	141.9	149.1	133.8	138.4
Vitebsk	131.3	125.4	117.9	117.3	113.4	120.3
Gomel	149.2	141.1	128.9	123.9	126.7	123.2
Grodno	121.3	132.0	131.2	123.2	113.3	116.8
Minsk city	129.1	179.3	156.9	182.2	209.9	160.5
Minsk	169.3	180.1	178.9	168.2	173.3	182.5
Mogilev	100.7	95.5	86.5	80.5	85.4	86.7

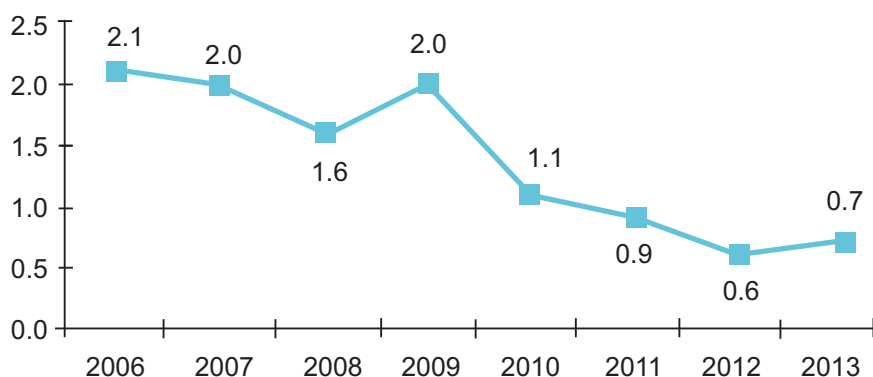
### AIR POLLUTING EMISSIONS FROM MOBILE SOURCES in 2013 (by region; thousand tonnes)



The quality of ambient air is continuously monitored in Belarus. One of the main elements of air quality analysis is the collection of air samples.

Over the last years, there is a stable downward trend of the share of air samples with concentrations of polluting substances exceeding the single maximum permissible concentration. This proves that the quality of ambient air has been improving.

**SHARE OF AIR SAMPLES  
EXCEEDING SINGLE MAXIMUM PERMISSIBLE CONCENTRATION**  
(as percentage of total air samples tested)



**SHARE OF AIR SAMPLES  
EXCEEDING SINGLE MAXIMUM  
PERMISSIBLE CONCENTRATION in 2013**  
(by region; as percentage of total air samples tested)

